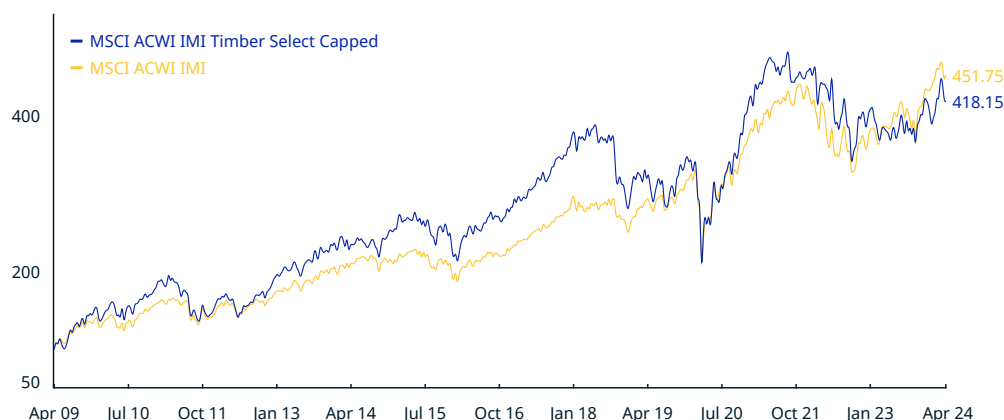


MSCI ACWI IMI Timber Select Capped Index (USD)

The MSCI ACWI IMI Timber Select Capped Index is based on its parent index—the MSCI ACWI Investable Market Indexes (IMI) which captures large, mid and small-cap stocks across 23 Developed Markets (DM) countries and 24 Emerging Markets (EM) countries. The index includes securities that are engaged in the ownership and management of forests and timberlands and production of finished products which use timber as raw material.

For a complete description of the index methodology, please see [Index methodology - MSCI](#).

CUMULATIVE INDEX PERFORMANCE – NET RETURNS (USD) (APR 2009 – APR 2024)



ANNUAL PERFORMANCE (%)

Year	MSCI ACWI IMI Timber Select Capped	MSCI ACWI IMI
2023	9.34	21.58
2022	-16.81	-18.40
2021	12.62	18.22
2020	18.08	16.25
2019	22.75	26.35
2018	-21.39	-10.08
2017	29.98	23.95
2016	12.41	8.36
2015	-2.18	-2.19
2014	6.54	3.84
2013	29.16	23.55
2012	23.23	16.38
2011	-14.39	-7.89
2010	17.97	14.35

INDEX PERFORMANCE – NET RETURNS (%) (APR 30, 2024)

	1 Mo	3 Mo	1 Yr	YTD	ANNUALIZED				Since May 31, 1994
					3 Yr	5 Yr	10 Yr		
MSCI ACWI IMI Timber Select Capped	-5.79	3.90	10.81	-0.52	-3.53	5.34	6.03	4.50	
MSCI ACWI IMI	-3.39	3.82	16.81	4.06	3.62	9.09	7.99	7.29	

FUNDAMENTALS (APR 30, 2024)

Div Yld (%)	P/E	P/E Fwd	P/BV
3.00	16.35	14.64	1.52
2.00	20.71	16.94	2.76

INDEX RISK AND RETURN CHARACTERISTICS (MAY 31, 1994 – APR 30, 2024)

	Beta	Tracking Error (%)	Turnover (%) ¹	ANNUALIZED STD DEV (%) ²			SHARPE RATIO ^{2,3}			Since May 31, 1994	MAXIMUM DRAWDOWN	
				3 Yr	5 Yr	10 Yr	3 Yr	5 Yr	10 Yr		(%)	Period YYYY-MM-DD
MSCI ACWI IMI Timber Select Capped	1.09	11.12	7.23	18.98	21.12	18.65	-0.24	0.25	0.33	0.19	71.91	2007-07-19–2009-03-09
MSCI ACWI IMI	1.00	0.00	2.51	16.73	18.13	15.01	0.13	0.46	0.49	0.36	58.59	2007-10-31–2009-03-09

¹ Last 12 months

² Based on monthly net returns data

³ Based on NY FED Overnight SOFR from Sep 1 2021 & on ICE LIBOR 1M prior that date

MSCI ACWI IMI Timber Select Capped Index (USD)

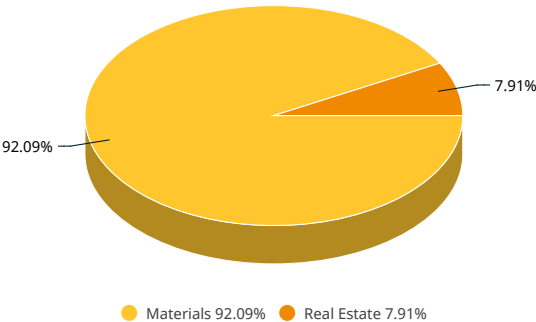
INDEX CHARACTERISTICS

	MSCI ACWI IMI Timber Select Capped	MSCI ACWI IMI
Number of Constituents	68	9,022
	Weight (%)	
Largest	5.48	3.52
Smallest	0.10	0.00
Average	1.47	0.01
Median	0.52	0.00

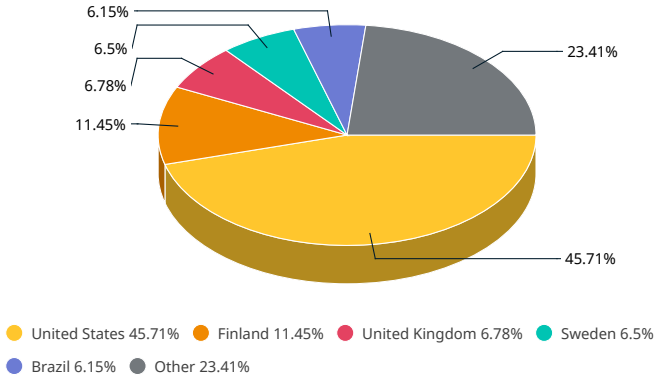
TOP 10 CONSTITUENTS

	Country	Index Wt. (%)	Parent Index Wt. (%)	Sector
UPM-KYMMENE	FI	5.48	0.02	Materials
WESTROCK COMPANY	US	5.35	0.02	Materials
SMURFIT KAPPA GROUP	IE	5.14	0.01	Materials
AVERY DENNISON CORP	US	5.07	0.02	Materials
PACKAGING CORP OF AMER	US	5.02	0.02	Materials
AMCOR	US	4.82	0.02	Materials
INTERNATIONAL PAPER	US	4.76	0.01	Materials
WEYERHAEUSER CO	US	4.46	0.03	Real Estate
SUZANO ON	BR	4.21	0.01	Materials
SCA B	SE	4.20	0.01	Materials
Total		48.52	0.18	

SECTOR WEIGHTS



COUNTRY WEIGHTS



* DM countries include: Australia, Austria, Belgium, Canada, Denmark, Finland, France, Germany, Hong Kong, Ireland, Israel, Italy, Japan, Netherlands, New Zealand, Norway, Portugal, Singapore, Spain, Sweden, Switzerland, the UK and the US. EM countries include: Brazil, Chile, China, Colombia, Czech Republic, Egypt, Greece, Hungary, India, Indonesia, Korea, Kuwait, Malaysia, Mexico, Peru, Philippines, Poland, Qatar, Saudi Arabia, South Africa, Taiwan, Thailand, Turkey and United Arab Emirates.

The MSCI ACWI IMI Timber Select Capped Index was launched on Jan 27, 2016. Data prior to the launch date is back-tested test (i.e. calculations of how the index might have performed over that time period had the index existed). There are frequently material differences between back-tested performance and actual results. Past performance – whether actual or back-tested – is no indication or guarantee of future performance.

ABOUT MSCI

MSCI is a leading provider of critical decision support tools and services for the global investment community. With over 45 years of expertise in research, data and technology, we power better investment decisions by enabling clients to understand and analyze key drivers of risk and return and confidently build more effective portfolios. We create industry-leading research-enhanced solutions that clients use to gain insight into and improve transparency across the investment process. To learn more, please visit www.msci.com.

The information contained herein (the "Information") may not be reproduced or disseminated in whole or in part without prior written permission from MSCI. The Information may not be used to verify or correct other data, to create indexes, risk models, or analytics, or in connection with issuing, offering, sponsoring, managing or marketing any securities, portfolios, financial products or other investment vehicles. Historical data and analysis should not be taken as an indication or guarantee of any future performance, analysis, forecast or prediction. None of the Information or MSCI index or other product or service constitutes an offer to buy or sell, or a promotion or recommendation of, any security, financial instrument or product or trading strategy. Further, none of the Information or any MSCI index is intended to constitute investment advice or a recommendation to make (or refrain from making) any kind of investment decision and may not be relied on as such. The Information is provided "as is" and the user of the Information assumes the entire risk of any use it may make or permit to be made of the Information. NONE OF MSCI INC. OR ANY OF ITS SUBSIDIARIES OR ITS OR THEIR DIRECT OR INDIRECT SUPPLIERS OR ANY THIRD PARTY INVOLVED IN THE MAKING OR COMPILING OF THE INFORMATION (EACH, AN "MSCI PARTY") MAKES ANY WARRANTIES OR REPRESENTATIONS AND, TO THE MAXIMUM EXTENT PERMITTED BY LAW, EACH MSCI PARTY HEREBY EXPRESSLY DISCLAIMS ALL IMPLIED WARRANTIES, INCLUDING WARRANTIES OF MERCHANTABILITY AND FITNESS FOR A PARTICULAR PURPOSE. WITHOUT LIMITING ANY OF THE FOREGOING AND TO THE MAXIMUM EXTENT PERMITTED BY LAW, IN NO EVENT SHALL ANY OF THE MSCI PARTIES HAVE ANY LIABILITY REGARDING ANY OF THE INFORMATION FOR ANY DIRECT, INDIRECT, SPECIAL, PUNITIVE, CONSEQUENTIAL (INCLUDING LOST PROFITS) OR ANY OTHER DAMAGES EVEN IF NOTIFIED OF THE POSSIBILITY OF SUCH DAMAGES. The foregoing shall not exclude or limit any liability that may not by applicable law be excluded or limited.

© 2024 MSCI Inc. All rights reserved.

