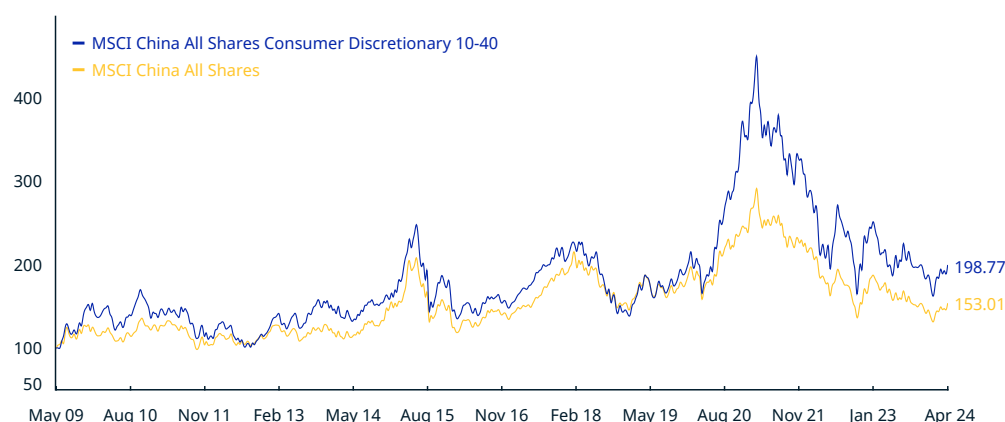


# MSCI China All Shares Consumer Discretionary 10/40 Index (USD)

The MSCI China All Shares Consumer Discretionary 10/40 Index captures large and mid-cap representation across China A-shares, B-shares, H-shares, Red-chips, P-chips and foreign listings (e.g. ADRs). The index aims to reflect the opportunity set of China share classes listed in Hong Kong, Shanghai, Shenzhen and outside of China. It is based on the concept of the integrated MSCI China equity universe with China A-shares included. All securities in the index are classified in the Consumer Discretionary sector according to the Global Industry Classification Standard (GICS®). The 10/40 concentration constraints apply investment limits where the weight of each group entity in the index is capped at 10% and the cumulative weight of all group entities with a weight in excess of 5% does not exceed 40% of the Index by weight.

For a complete description of the index methodology, please see [Index methodology - MSCI](#).

## CUMULATIVE INDEX PERFORMANCE – NET RETURNS (USD) (MAY 2009 – APR 2024)



## ANNUAL PERFORMANCE (%)

Year	MSCI China All Shares Consumer Discretionary 10-40	MSCI China All Shares
2023	-14.13	-11.53
2022	-22.56	-23.61
2021	-24.12	-12.91
2020	90.01	33.41
2019	43.34	27.63
2018	-34.33	-23.27
2017	43.16	41.18
2016	-15.76	-7.87
2015	11.13	-3.05
2014	4.63	23.29
2013	17.47	1.11
2012	15.15	19.21
2011	-19.66	-17.92
2010	-8.15	-0.31

## INDEX PERFORMANCE – NET RETURNS (%) (APR 30, 2024)

	ANNUALIZED								FUNDAMENTALS (APR 30, 2024)			
	1 Mo	3 Mo	1 Yr	YTD	3 Yr	5 Yr	10 Yr	Since May 29, 2009	Div Yld (%)	P/E	P/E Fwd	P/BV
MSCI China All Shares Consumer Discretionary 10-40	5.21	22.20	-1.74	3.79	-18.35	1.40	3.98	4.71	1.28	23.15	14.58	2.28
MSCI China All Shares	4.75	15.09	-9.15	3.65	-15.41	-3.49	3.14	2.89	2.61	13.58	10.50	1.38

## INDEX RISK AND RETURN CHARACTERISTICS (APR 30, 2024)

	Turnover (%) <sup>1</sup>	ANNUALIZED STD DEV (%) <sup>2</sup>			SHARPE RATIO <sup>2,3</sup>			Since May 29, 2009	MAXIMUM DRAWDOWN	
		3 Yr	5 Yr	10 Yr	3 Yr	5 Yr	10 Yr		(%)	Period YYYY-MM-DD
MSCI China All Shares Consumer Discretionary 10-40	42.25	37.26	33.52	28.98	-0.44	0.14	0.23	0.27	64.40	2021-02-17–2024-01-31
MSCI China All Shares	7.80	25.19	23.33	22.72	-0.65	-0.13	0.18	0.19	55.31	2021-02-17–2024-01-22

<sup>1</sup> Last 12 months

<sup>2</sup> Based on monthly net returns data

<sup>3</sup> Based on NY FED Overnight SOFR from Sep 1 2021 & on ICE LIBOR 1M prior that date

## MSCI China All Shares Consumer Discretionary 10/40 Index (USD)

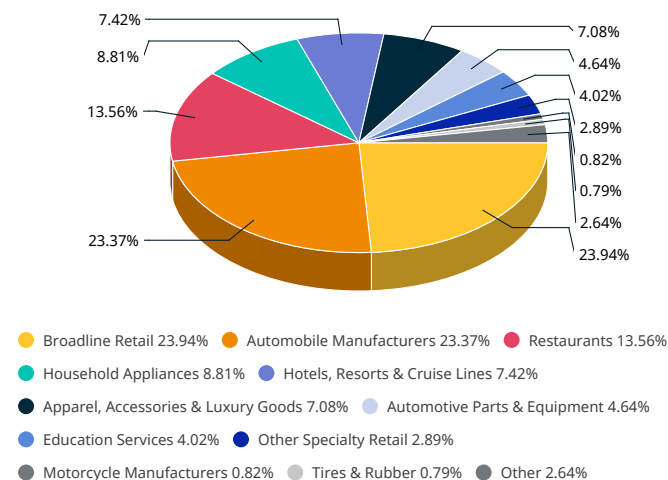
### INDEX CHARACTERISTICS

MSCI China All Shares Consumer Discretionary 10-40	
<b>Number of Constituents</b>	76
Mkt Cap (USD Millions)	
<b>Index</b>	655,476.27
<b>Largest</b>	61,288.28
<b>Smallest</b>	1,005.14
<b>Average</b>	8,624.69
<b>Median</b>	3,461.50

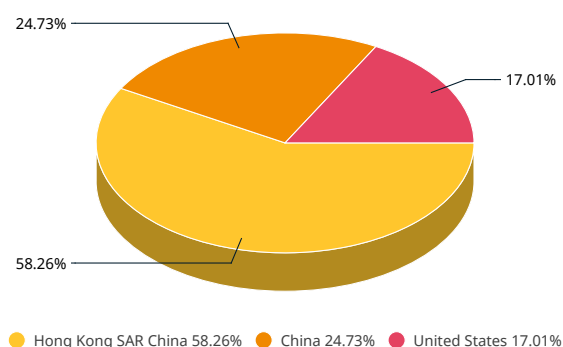
### TOP 10 CONSTITUENTS

	Float Adj Mkt Cap (USD Billions)	Index Wt. (%)
MEITUAN B	61.29	9.35
ALIBABA GRP HLDG (HK)	58.41	8.91
PDD HOLDINGS A ADR	53.28	8.13
BYD CO H	37.45	5.71
JD.COM (HK)	31.34	4.78
TRIP COM GROUP	29.12	4.44
YUM CHINA HOLDINGS	21.96	3.35
ANTA SPORTS PRODUCTS	21.62	3.30
BYD CO A	21.38	3.26
NEW ORIENTAL EDUCATION	17.49	2.67
<b>Total</b>	<b>353.35</b>	<b>53.91</b>

### SUB-INDUSTRY WEIGHTS



### COUNTRY OF LISTING



The MSCI China All Shares Consumer Discretionary 10/40 Index was launched on Oct 25, 2017. Data prior to the launch date is back-tested test (i.e. calculations of how the index might have performed over that time period had the index existed). There are frequently material differences between back-tested performance and actual results. Past performance – whether actual or back-tested – is no indication or guarantee of future performance.

## ABOUT MSCI

MSCI is a leading provider of critical decision support tools and services for the global investment community. With over 45 years of expertise in research, data and technology, we power better investment decisions by enabling clients to understand and analyze key drivers of risk and return and confidently build more effective portfolios. We create industry-leading research-enhanced solutions that clients use to gain insight into and improve transparency across the investment process. To learn more, please visit [www.msci.com](https://www.msci.com).

The information contained herein (the "Information") may not be reproduced or disseminated in whole or in part without prior written permission from MSCI. The Information may not be used to verify or correct other data, to create indexes, risk models, or analytics, or in connection with issuing, offering, sponsoring, managing or marketing any securities, portfolios, financial products or other investment vehicles. Historical data and analysis should not be taken as an indication or guarantee of any future performance, analysis, forecast or prediction. None of the Information or MSCI index or other product or service constitutes an offer to buy or sell, or a promotion or recommendation of, any security, financial instrument or product or trading strategy. Further, none of the Information or any MSCI index is intended to constitute investment advice or a recommendation to make (or refrain from making) any kind of investment decision and may not be relied on as such. The Information is provided "as is" and the user of the Information assumes the entire risk of any use it may make or permit to be made of the Information. NONE OF MSCI INC. OR ANY OF ITS SUBSIDIARIES OR ITS OR THEIR DIRECT OR INDIRECT SUPPLIERS OR ANY THIRD PARTY INVOLVED IN THE MAKING OR COMPILING OF THE INFORMATION (EACH, AN "MSCI PARTY") MAKES ANY WARRANTIES OR REPRESENTATIONS AND, TO THE MAXIMUM EXTENT PERMITTED BY LAW, EACH MSCI PARTY HEREBY EXPRESSLY DISCLAIMS ALL IMPLIED WARRANTIES, INCLUDING WARRANTIES OF MERCHANTABILITY AND FITNESS FOR A PARTICULAR PURPOSE. WITHOUT LIMITING ANY OF THE FOREGOING AND TO THE MAXIMUM EXTENT PERMITTED BY LAW, IN NO EVENT SHALL ANY OF THE MSCI PARTIES HAVE ANY LIABILITY REGARDING ANY OF THE INFORMATION FOR ANY DIRECT, INDIRECT, SPECIAL, PUNITIVE, CONSEQUENTIAL (INCLUDING LOST PROFITS) OR ANY OTHER DAMAGES EVEN IF NOTIFIED OF THE POSSIBILITY OF SUCH DAMAGES. The foregoing shall not exclude or limit any liability that may not by applicable law be excluded or limited.

© 2024 MSCI Inc. All rights reserved.

